













WORLD BANK

# Doing Business 2020

## SUMMARY PROFILE OF BRUNEI DARUSSALAM

INDICATORS	EODB SCORE DB2020	EODB SCORE DB2019	DB2020	DB2019	CHANGE IN RANK
<b>OVERALL RANK</b>	 <b>70.1</b>	69.6	 <b>66</b>	55	-11
Starting A Business	<b>94.9</b>	94.9	<b>16</b>	16	0
Dealing With Construction Permits	 <b>73.6</b>	73.5	 <b>54</b>	55	+1
Getting Electricity	<b>87.7</b>	87.7	<b>31</b>	31	0
Registering Property	 <b>50.7</b>	51.5	 <b>144</b>	142	-2
Getting Credit	<b>100.0</b>	100.0	<b>1</b>	1	0
Protecting Minority Investors	<b>40.0</b>	40.0	 <b>128</b>	48	-80
Paying Taxes	<b>74.0</b>	74.0	 <b>90</b>	84	-6
Trading Across Borders	<b>58.7</b>	58.7	<b>149</b>	149	0
Enforcing Contract	 <b>62.8</b>	60.9	 <b>66</b>	67	+1
Resolving Insolvency	 <b>58.2</b>	55.1	 <b>59</b>	64	+5

*Prepared by: Ease of Doing Business Secretariat,  
Ministry of Energy, Manpower & Industry*

WORLD BANK

# Doing Business 2020

## BRUNEI DARUSSALAM'S RANKING AMONGST ASEAN COUNTRIES

No	Economy	DB 2020		DB 2019		Change in Rank
		Rank	EODB Score	Rank	EODB Score	
1	Singapore	2	86.2	2	85.8	0
2	Malaysia	12	81.5	15	81.3	▲ 3
3	Thailand	21	80.1	27	79.5	▲ 6
4	<b>Brunei Darussalam</b>	<b>66</b>	<b>70.1</b>	55	69.6	▼ 11
5	Vietnam	70	69.8	69	68.6	▼ 1
6	Indonesia	73	69.6	73	68.2	0
7	Philippines	95	62.8	124	60.9	▲ 29
8	Cambodia	144	53.8	138	53.8	▼ 6
9	Lao PDR	154	50.8	154	49.8	0
10	Myanmar	165	46.8	171	43.5	▲ 6

*Prepared by: Ease of Doing Business Secretariat,  
Ministry of Energy, Manpower & Industry*

WORLD BANK

# Doing Business 2020

## BRUNEI DARUSSALAM'S RANKING AMONGST APEC COUNTRIES

ECONOMY	Ranking Amongst APEC Nations			DB2020	
	DB2020	DB2019	+/-	Ranking	EODB Score
New Zealand	1	1	-	1	86.8
Singapore	2	2	-	2	86.2
Hong Kong	3	3	-	3	85.3
Republic of Korea	4	4	-	5	84.0
United States	5	5	-	6	84.0
Malaysia	6	7	▲ 1	12	81.5
Australia	7	8	▲ 1	14	81.2
Taiwan	8	6	▼ 2	15	80.9
Thailand	9	10	▲ 1	21	80.1
Canada	10	9	▼ 1	23	79.6
Russian Federation	11	11	-	28	78.2
Japan	12	12	-	29	78.0
China	13	13	-	31	77.9
Chile	14	16	▲ 2	59	72.6
Mexico	15	14	▼ 1	60	72.4
<b>Brunei Darussalam</b>	<b>16</b>	<b>15</b>	<b>▼ 1</b>	<b>66</b>	<b>70.1</b>
Vietnam	17	18	▲ 1	70	69.8
Indonesia	18	19	▲ 1	73	69.6
Peru	19	17	▼ 2	76	68.7
Philippines	20	21	▲ 1	95	62.8
Papua New Guinea	21	20	▼ 1	120	59.8

*Prepared by: Ease of Doing Business Secretariat,  
Ministry of Energy, Manpower & Industry*